

Keep Awake

ANTICIPATE • ADVENT 1 • YEAR B

MARK 13:24-37

Grades
1-2



1

What is happening in this story?

This text contains some of Jesus' last sayings before he is arrested. Jesus is the one who came as the Prince of Peace, the one who will die instead of raise a hand to his captors, and the one whose mission from the Father is to love the whole world. He speaks these words right before he is unjustly betrayed, tried, and crucified. Jesus' last words are ones of comfort and assurance, and provide advice on living through the tough times as we wait for the second coming.

Why does this story matter for kids?

Cultural messages about anticipation during December focus on the commercialism of Christmas. They remind us to anticipate parties, gifts, food, get-togethers . . . the list goes on. Anticipation during Advent means something different in the church. This Advent journey of anticipation gets us ready for Christmas and the beginning of a whole new church year. Advent is a season of hope and anticipation in which we prepare to welcome Jesus—both in remembering his first coming as a baby and in looking forward to his second coming as King.

What is the lectionary connection?

The first Sunday of Advent is the first Sunday of the church year calendar. The color of Advent is blue or purple: royal colors reminding us of the coming King, Jesus! Happy New Year!

AGE LEVEL TIP

During Advent, kids will naturally want to share about their family's Christmas traditions. Encourage kids to respect family differences while focusing on the one thing they all have in common—Jesus!



GENERAL SUPPLIES

- Scissors
- Markers
- Tape
- Colored paper

LESSON SUPPLIES

- Birthday candle (blue)
- Shallow bowls
- Baby doll
- Cotton swabs
- Paint (green)
- Poster paper

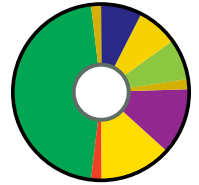
WHIRL SUPPLIES • WHIRL STORY BIBLES • DVD • WALL CHART • LEAFLETS

Do some kids arrive early? Try this.

Invite kids to make paper chains. Cut strips of paper, make a loop, attach through another loop, and tape to form a chain. Hang the chains to get ready for Jesus!

Invite kids to gather near the Wall Chart.


Point out today's date, church season (Advent), color (blue), and icon (Advent wreath). **We are starting a new church year and season! The season is called Advent.** Have kids count the Sundays in Advent. **Advent is a time when we get ready for Jesus. Sometimes we light candles on an Advent wreath to help us wait for Jesus to come on Christmas.** Tape a blue birthday candle in today's white space. Invite a volunteer to draw a flame over the candle. **This candle shows that it's the first week in Advent. When is Jesus' birthday?** Help kids count remaining wedges until Christmas.



The word *anticipate* means to wait with excitement. Stand and say together, **"Wait, wait, anticipate. Jesus is coming!"** Begin speaking softly, growing a little louder with each word. Clap on each syllable.

Pass out leaflets and markers.

During Advent we wait for Jesus to come on Christmas. This is an exciting time to wait. Point to the empty wreath and the video characters. **What might help Ada, Otto, and Tot wait during Advent when they are excited for Jesus to come?** Invite kids to draw four blue candles on the wreath, reminding them to show only one lit. **What things help you wait during Advent when you get excited for Jesus to come?** Allow kids to respond. Collect their leaflets until Respond.




Gather kids around the screen where you'll watch the video.

Advent has begun and the kids are getting excited for Christmas! Let's see how they handle the "waiting" part of the season.

View Episode 1, "Instant Advent," on the Whirl Year B Winter PreK–Grade 2 DVD.

Ask kids these questions about the video:

- **What did Otto suggest doing instead of waiting during Advent?**
- **Have you ever tried to rush when you should have waited for something? What happened?**
- **How do you think the kids felt while rushing through their Advent activities?**
- **What do you most enjoy doing before Christmas?**



Pass out Whirl Story Bibles to kids.

Let's find our story today! Open your Bible with kids to "Be Ready for God's Surprise" on page 310. Start by pointing out the graphic that shows the Advent wreath in the blue circle for the Advent season. Before you read, invite kids to look for James and Peter looking worried, four trees, and the changing moon.



Read the story and Ada and Otto's questions and comments on each page.

Ask these questions after you read the story:

- What were James and Peter worried about?
- When did Jesus say he was coming back?
- What kinds of surprises do you like?
- How does it feel to know Jesus will come back to earth one day?

Play together.

Play "Jesus Is Coming!" like Hot Potato. Have kids sit in a circle and gently pass a doll around, saying, "Jesus is coming." The leader claps while repeating, "**Wait, wait, anticipate. Jesus is coming!**" Whoever is holding baby Jesus at the end of the rhyme gets to be the next clapper.

BIBLE BIT

- Fig trees grew to heights of 20 to 30 feet on the Mount of Olives. They would have been full of buds ready to become leaves when Jesus told this story.

WATCH IT AGAIN

- As a class, identify all of the separate Advent activities the video kids do in one afternoon. Which of these activities do the kids in your class participate in?

OUR CHURCH

- Blue (or purple) is used to represent Advent. Take the kids on a walk through the church or classroom looking for all of the blue/purple items and symbols they can find.

RESPOND 10

Pass out leaflets, cotton swabs, and shallow containers of green paint.

Unfold and tear off leaflet square.

1. **Jesus told James and Peter that he would come back one day, but *when* it happened would be a surprise.**
2. Have kids look at the tree on their leaflet. **Jesus said that the trees may change many times before he comes back. When do trees look like this?** Invite kids to identify another sign of winter on the page.
3. **What happens to trees in spring?** Have kids dip cotton swabs in paint and then paint a few single dots on the part of the tree closest to Tot to make a few small spring leaves. **What other sign of spring can you find on the page?**
4. **Use your cotton swab and paint to show what happens to trees in summer.** Have kids add more leaves to the part of the tree closest to Otto. As they paint, talk together about the other signs of changing seasons they find on the page. Then invite kids to cover the whole tree with dotted leaves.
5. **What things can you do while you are waiting for Jesus to come?** Allow kids to respond.

LAUNCH 10

Circle up with kids for a quick review.

Today we used candles to remind us that we are in the season of Advent. During Advent, we wait for Jesus to come. We played a game about baby Jesus coming at Christmas. **What will happen many times before Jesus comes again?** Allow kids to respond.

Pass out leaflet panels, markers, and scissors.

Write, "Who's waiting for Jesus?" on poster paper. Have kids color the blank figure to look like themselves or like a nativity character, then cut it out and tape it to the poster.

Send kids out.

Stand and say together, **"Wait, wait, anticipate. Jesus is coming!"** Begin speaking softly, growing a little louder with each word. Clap on each syllable.

Pray together: **Dear Jesus, we are waiting for you! We are excited for you to get here! Amen.**

Thank kids for waiting for Jesus with excitement! Remind them of the Family Square on the other side of the leaflet.